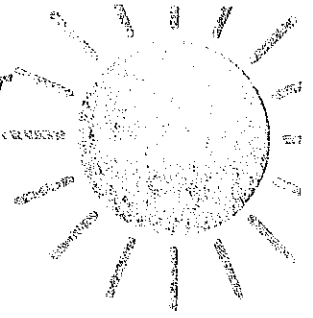


FIRST GRADE READY

Summer Work Packet




Hello soon-to-be first-grade families,
Practicing academic skills over the summer is
crucial in preparing your child for the rigor of
first grade. It is highly encouraged that your
child completes this packet over the summer
and brings it with them on the first day of
the new school year.

We hope you have a joyful and safe summer!

See you in the fall!

Miss Masciarelli & Ms Swible



Reading with your child throughout the summer on a regular basis is one of the most important skills you can work on. Please take a look at the following book recommendations.

RECOMMENDED READING K/1

EARLY READERS SERIES:

FROG MEETS DOG - JANE TRASIER
ELEPHANT & PIGGIE - MO WILLEMS
BISCUIT - ALYSSA SATIN CAPUCILLI
LITTLE CRITTERS - MERCER MAYER
THE PIGEON BOOKS - MO WILLEMS
PRINCESS TRULY - KELLY GREENAWALT
FOX TAILS - TINA KUGLER

LEVELED READERS:

STEP INTO READING LEVELED BOOKS
I CAN READ LEVELED BOOKS
MO JACKSON SERIES - DAVID A. ADLER

ADVANCED READING:

HENRY & MUDGE - CYNTHIA RYLANT
FROG & TOAD - ARNOLD LOBEL
CURIOUS GEORGE H.A. REY
ZOEY & SASSAFRAS - ASIA CITRO

*Please continue using your child's Lexia account regularly.


Below are important concepts your student should be familiar with before first grade. To see a more in-depth list of kindergarten and first-grade standards please use the QR link below.

ELA:

- recognize, write, and say the sounds of each letter
- vowel sounds: Long, short, magic/super "e" and vowel teams
- common blends and digraphs
- word families
- reading and spelling CVC words
- be able to answer comprehension questions about a story
- recognize parts of a sentence like punctuation
- understanding different kinds of books (fiction vs. nonfiction)

MATH:

- addition and subtraction to 20
- recognizing and writing numbers up to 100
- counting by 1's and 10's
- identify more than/less than
- names of shapes 2D and 3D
- compare attributes of an object
- tally marks
- identifying and making patterns

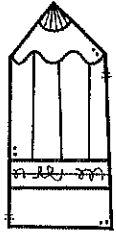


Kindergarten

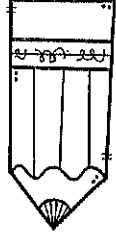


Name: _____

Date: _____



My Alphabet Writing Worksheet



Aa

Bb

Cc

Dd

Ee

Ff

Gg

Hh

Ii

Jj

Kk

Ll

Mm

Nn

Oo

Pp

Qq

Rr

Ss

Tt

Uu

Vv

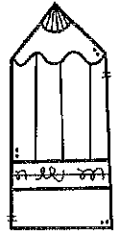
Ww

Xx

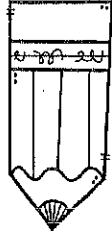
Yy

Zz

Name: _____ Date: _____



My Number Writing Worksheet



0 1 2 3 4 5

6 7 8 9 10

11 12 13 14 15

16 17 18 19 20

Name _____

Beach ABC Order

Cut and paste the words in ABC order.

ABCDEFGHIJKLMNOPQRSTUVWXYZ

1

2

3


4

5

6

7

8



ice cream

beach

umbrella


ocean

wind

sand


fish

towel











Name: _____

Investigating CVC Rhymes




Directions: Look at the two CVC pictures in the book. Then, color in "yes" if they rhyme or "no" if they do not below.



Name: _____

TRICK OR TREAT FOR CVCS

Directions: Read the CVC word in the Halloween candy. Then, cut and paste the correct CVC picture beside.



bag



hut



fed



box



tin



nap





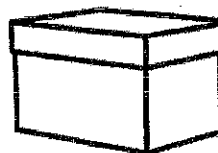




mom



bus


© Positively Teaching Primary











Name: _____

CVC Writing

PUMPKIN PATCH



Directions: Look at the CVC picture in the top of the pumpkin.
Then, write the correct beginning letter to complete the CVC word.



CVC Words

a



sad
• • •

wax
• • •

jam
• • •

CVC Words

e



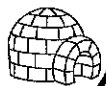
jet
• • •

hen
• • •

gem
• • •

CVC Words

i



sip
• • •

pig
• • •

dip
• • •

CVC Words

o




box
• • •

jog
• • •

pop
• • •

CVC Words



rug



hut




sun



My Decodable Readers

short
a

© the first grade roundup




Dad And


Tam



can and

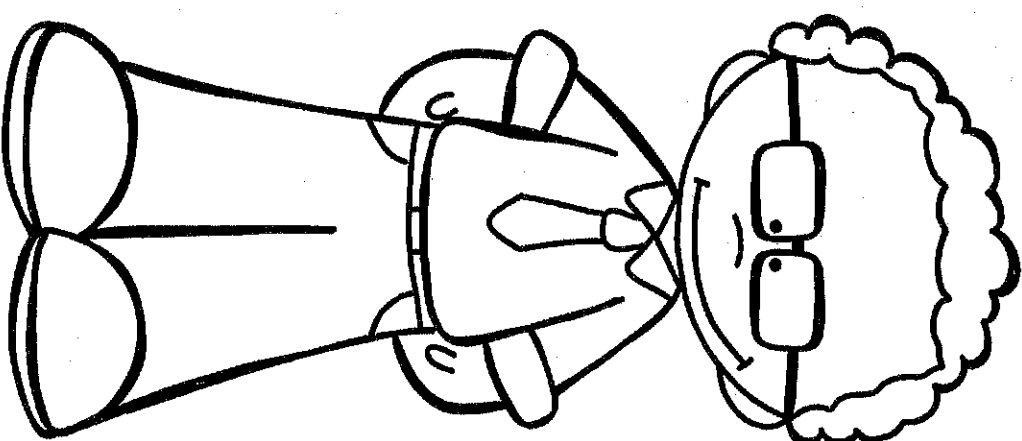


Dad and Tam
can pati!

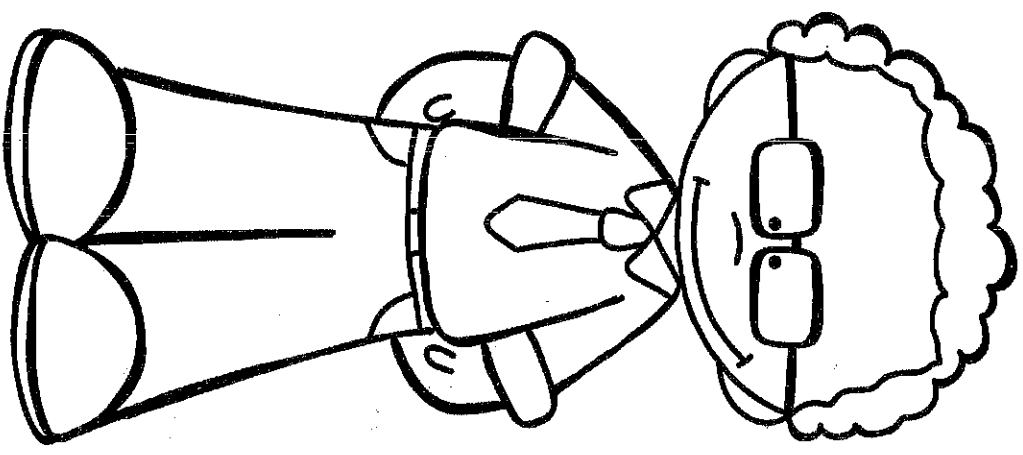


Tam can pat

Dad.




Dad can tap.



Dad can tag

Tam.



Tam can tag

Dad.

My Decodable Passage

© the first grade roundup

short
a

Dad and Tam

Dad can tap. Tam can tap. Dad and
Tam can tap. Dad can tag Tam. Tam
can tag Dad. Dad and Tam can tag
Nan. Dad can pat Tam. Tam can pat
Dad. Dad and Tam can pat.



can and

My Decodable Passage

© The First grade roundup

short
d

Nan and Tad

Can Nan zap the rat? Nan can zap
the rat. Can Tad pat the cat? Tad
can pat the cat. Can Nan and Tad
nap on the mat? Nan and Tad can
nap on the mat!



can and on the

My Decodable Passage

short
a

© the first grade roundup

Mag Has

Mag has a fat cat. The fat cat
ran. Mag has a sad dad. The dad
sat on the hat. Mag has a mad
rat. The rat ran on the mat. Mag
has a van. The van has a flat!



has on the a

Decoding Checkup

© the first grade roundup

short
a

Name _____

Date _____

can

at

sad

pat

jam

zap

flat

snap

brad

am

/10

I am on the bad mat.










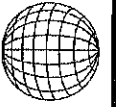


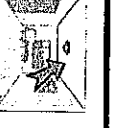










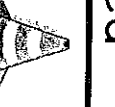





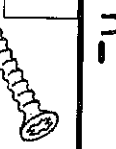

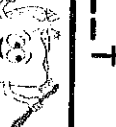






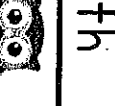
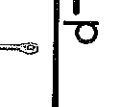


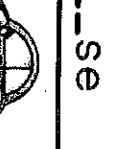





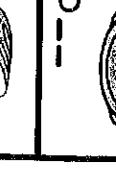
/16

The rat ran on the trap. The trap had a bad zap.

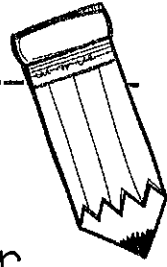
The mad rat is flat. Can I grab the rat?

/22

Vowel Teams & More Practice

-corn 	c_k_ 	r__n 	h__ 	st_k 	v__l 	sl____ 
ob__ 	m_ 	sph_r_ 	__gle 	b__ 	c__ling 	k__ 
cook__ 	pupp_ 	_dea 	br_d_ 	s__n 	kn____t 	p__ 
fl_ 	n_ 	c_n_ 	b__t 	t__ 	arr__ 	_nicorn 
c_b_ 	scr__ 	sh__ 	t__th 	s__p 	gl__ 	fr__t 
p__se 	s__ 	c__ch 	__l 	h__k 	__nk 	b__ 
c__ 	g__m 	b__d 	t__tle 	st__m 	c__ 	br__d 

Name: _____



Vowel Sort

Cut and glue each word in the correct box after deciding if it is long i or u.

long i	long u

cute	kite	pike	June	tube
fine	line	dude	mule	hike

Name: _____




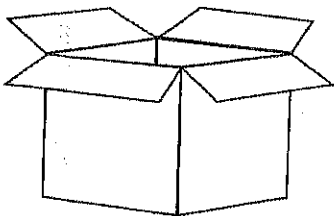
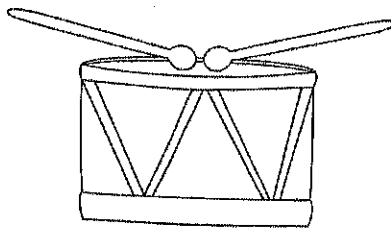
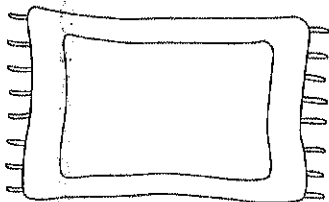
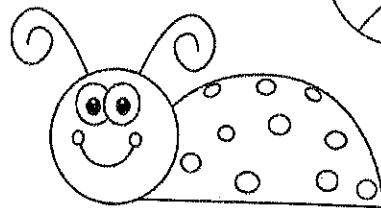

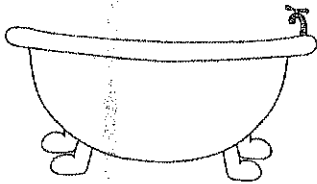



Color By Vowel



short o
words




short u
words



Name: _____

Circle the Vowel


Circle the vowel that matches the picture.




a	e	i	o
---	---	---	---




a	o	u	i
---	---	---	---




o	i	e	u
---	---	---	---



a	o	u	e
---	---	---	---




u	i	o	a
---	---	---	---



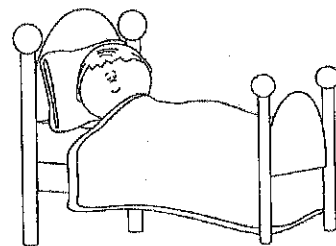
i	a	o	e
---	---	---	---



o	i	u	a
---	---	---	---



i	a	e	u
---	---	---	---



a	u	e	o
---	---	---	---




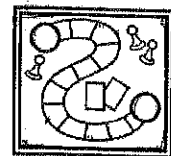

Picture Sort

Name: _____

Cut and paste the pictures below into the correct column based on the vowel sound.

long a

short a




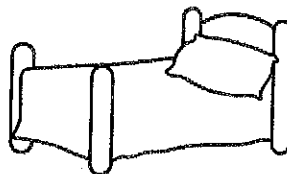
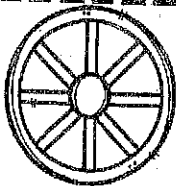

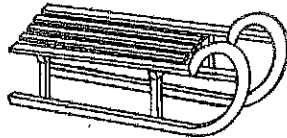
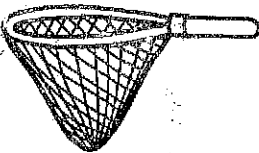

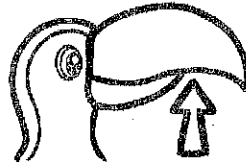


Picture Sort

Name: _____

Cut and paste the pictures below into the correct column based on the vowel sound.

long e

short e



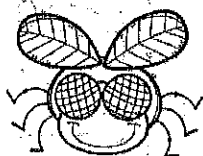
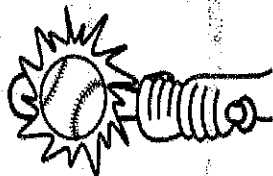




Picture Sort

Name: _____

Cut and paste the pictures below into the correct column based on the vowel sound.

long i

short i




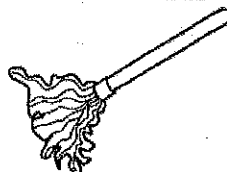


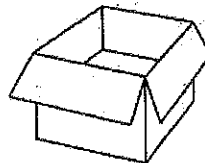
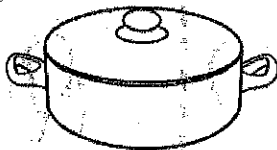

Picture Sort

Name: _____

Cut and paste the pictures below into the correct column based on the vowel sound.

long o

short o



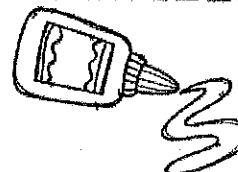


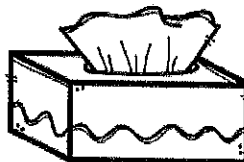

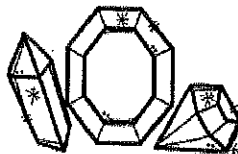
Picture Sort

Name: _____

Cut and paste the pictures below into the correct column based on the vowel sound.

long u

short u




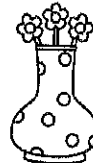
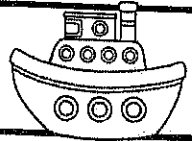
Name: _____

Short and Long Vowel Sounds

Short Vowel Sounds



Long Vowel Sounds



Name: _____

Short and Long Vowel Sounds

Short Vowel Sounds	Long Vowel Sounds

©South of the Surface 2018

leg	lake	log	deer	feet
bike	run	leaf	rake	sit
pan	shape	tape	duck	frog
jam	sun	snow	jump	sheep

Name: _____

Comprehension- long a

Read the story 3 times and color a star each time you read. Answer the questions in complete sentences. Color the 1, 2, and 3 circle each a different color and underline your evidence in the text using the same color.

The Game

Jake was going to play a game. He asked Nate to play. To win you had to name the same date. Jane wanted to play too. She did not win because she came too late. Jake won so Nate and Jane had to give him cake.



① Who did Jake ask to play?

② What do you have to do to win?

③ Why did Jane not win?

Name: _____

Color By Vowel



long o
words




long u
words



long i
words




long a
words



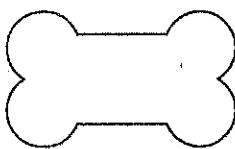
Name: _____

Circle The vowel

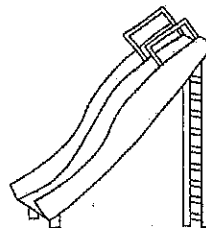
Circle the vowel that matches the picture.



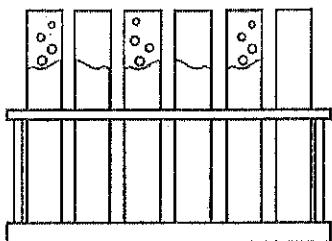
a	e	i	o
---	---	---	---




a	o	u	i
---	---	---	---



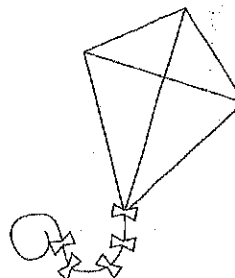
o	i	e	u
---	---	---	---



a	o	u	e
---	---	---	---



u	i	o	a
---	---	---	---




i	a	o	e
---	---	---	---



o	i	u	a
---	---	---	---



o	a	e	u
---	---	---	---




a	u	e	o
---	---	---	---

Find The Beginning Blend

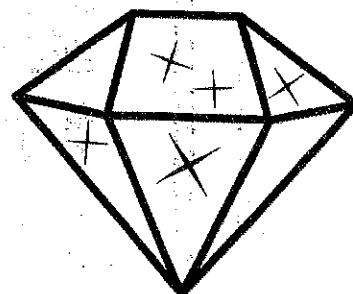
Directions: Look at the picture and say the word.
Color the beginning S blend of each word.




sp sk sm



sn sc st




st sp sk




sk sm sn




sk sw st



st sn sp



sk sm sc



sm sw sp





WORD BANK:

switch	swim
scarf	sky
sparkle	snail
speak	spice

Name: _____

Color The L Blends

Directions: Read the beginning blend on the sign.
Color the pictures that have the same beginning blend.












Name: _____

Find & Write S Blends

Directions: Look at the picture. Color the S blend of each word. Write the word.


WORD BANK:	smirk	skirt	smart	spider
skull	snorkel	sweets	sponge	scarecrow

	SK SN ST		SW SC SN		SK SM SW
<div></div> <div></div> <div></div>					
	SN SK SP		SP SC ST		SN SW SP
<div></div> <div></div> <div></div>					
	SC SM SK		SM SC SN		SW SN SK
<div></div> <div></div> <div></div>					


Beginning Blends

Directions: Look at the picture.

Write the beginning blends to finish the words.



esident




own



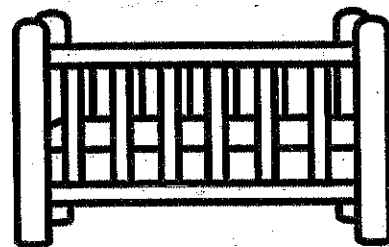
ampoline



rophy




aduate



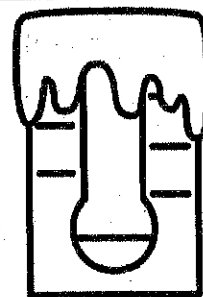
ib



ink



ack




eeze

TR, PR, CR

Blends: DR, FR, CR

GR, CR, TR



Name: _____

bl- blends


Touch and read each word:

blue black blast block blob

Find and highlight the words. Then read the story:

Blast Off!

5...4...3...2...1...blast off! Did you
see it go into the blue sky?
It went up, up, up. It will
block the sun! Now I see
a big black blob!



Rewrite your favorite sentence:

Illustrate your favorite sentence:

Color a star each time
you read the story:



Name: _____

cr-blends

Touch and read each word:

crab crack crash cross crush

Find and highlight the words. Then read the story:

The Crab

The crab is in the sand. Look out when you cross the sand. Do not crush the crab! The shell can crack if you step on it. Crash! Now the crab is very sad.



Rewrite your favorite sentence:


Illustrate your favorite sentence:

Color a star each time you read the story:



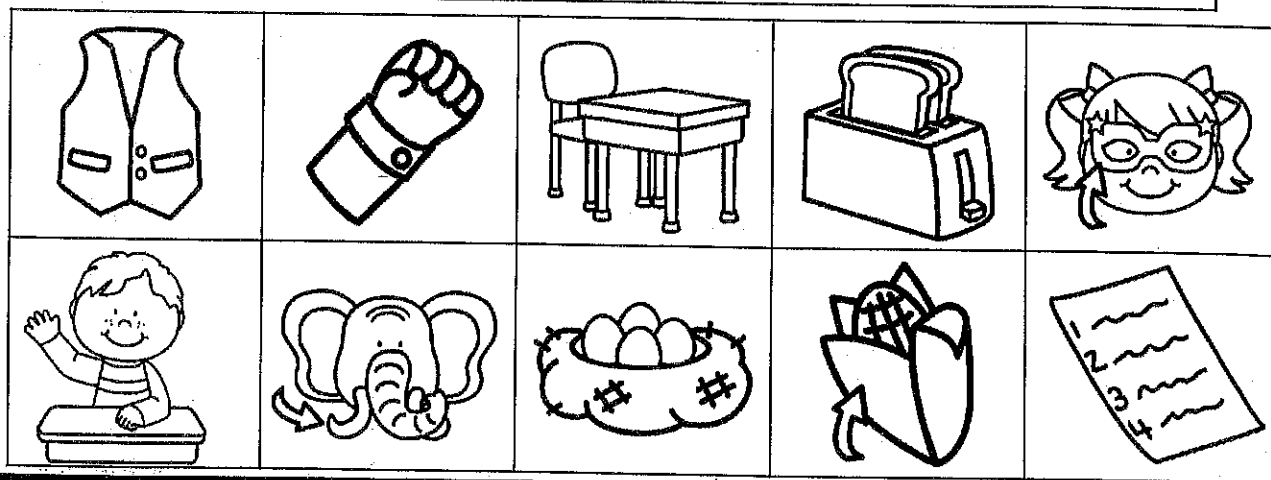
Name: _____

Blend Sort




Cut and glue each word in the correct box after deciding if it is an **st** blend or **sk** blend.

st	sk



Name: _____

Blend Sort



Cut and glue each word in the correct box after deciding if it is an **sp** blend or **sk** blend.

sp	sk

husk	whisk	wasp	ask	crisp
gasp	clasp	desk	grasp	mask

Name: _____

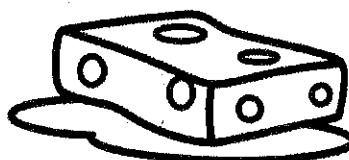
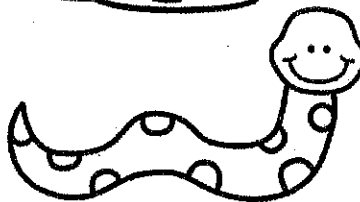





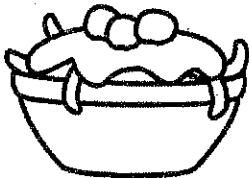


Color By Blend



sn
blends



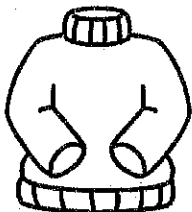
sp
blends




Name: _____

Circle *The* Blend

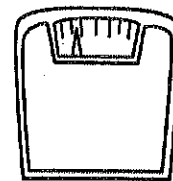
Circle the s blend that matches the picture.




sc	sm	sp	sw
----	----	----	----




st	sw	sk	sp
----	----	----	----



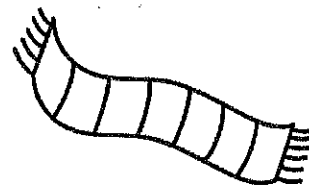
sw	st	sp	sc
----	----	----	----



st	sn	sp	sw
----	----	----	----



sw	st	sm	sp
----	----	----	----



sc	sw	st	sp
----	----	----	----



sp	sn	st	sm
----	----	----	----








st	sp	sw	sn
----	----	----	----




st	sn	sp	sm
----	----	----	----

S Blends Cut and Paste

Directions: Look at the picture. Cut and paste the matching word and write the letters in the boxes.

Say it	Paste it	Box it Up	Cut it
		<div style="border: 1px solid black; display: inline-block; width: 10px; height: 10px;"></div> <div style="border: 1px solid black; display: inline-block; width: 10px; height: 10px;"></div> <div style="border: 1px solid black; display: inline-block; width: 10px; height: 10px;"></div> <div style="border: 1px solid black; display: inline-block; width: 10px; height: 10px;"></div> <div style="border: 1px solid black; display: inline-block; width: 10px; height: 10px;"></div> <div style="border: 1px solid black; display: inline-block; width: 10px; height: 10px;"></div>	scoop
		<div style="border: 1px solid black; display: inline-block; width: 10px; height: 10px;"></div> <div style="border: 1px solid black; display: inline-block; width: 10px; height: 10px;"></div> <div style="border: 1px solid black; display: inline-block; width: 10px; height: 10px;"></div> <div style="border: 1px solid black; display: inline-block; width: 10px; height: 10px;"></div> <div style="border: 1px solid black; display: inline-block; width: 10px; height: 10px;"></div> <div style="border: 1px solid black; display: inline-block; width: 10px; height: 10px;"></div>	sneeze
		<div style="border: 1px solid black; display: inline-block; width: 10px; height: 10px;"></div> <div style="border: 1px solid black; display: inline-block; width: 10px; height: 10px;"></div> <div style="border: 1px solid black; display: inline-block; width: 10px; height: 10px;"></div> <div style="border: 1px solid black; display: inline-block; width: 10px; height: 10px;"></div> <div style="border: 1px solid black; display: inline-block; width: 10px; height: 10px;"></div> <div style="border: 1px solid black; display: inline-block; width: 10px; height: 10px;"></div>	smirk
		<div style="border: 1px solid black; display: inline-block; width: 10px; height: 10px;"></div> <div style="border: 1px solid black; display: inline-block; width: 10px; height: 10px;"></div> <div style="border: 1px solid black; display: inline-block; width: 10px; height: 10px;"></div> <div style="border: 1px solid black; display: inline-block; width: 10px; height: 10px;"></div> <div style="border: 1px solid black; display: inline-block; width: 10px; height: 10px;"></div> <div style="border: 1px solid black; display: inline-block; width: 10px; height: 10px;"></div>	scarf
		<div style="border: 1px solid black; display: inline-block; width: 10px; height: 10px;"></div> <div style="border: 1px solid black; display: inline-block; width: 10px; height: 10px;"></div> <div style="border: 1px solid black; display: inline-block; width: 10px; height: 10px;"></div> <div style="border: 1px solid black; display: inline-block; width: 10px; height: 10px;"></div> <div style="border: 1px solid black; display: inline-block; width: 10px; height: 10px;"></div> <div style="border: 1px solid black; display: inline-block; width: 10px; height: 10px;"></div>	sweep

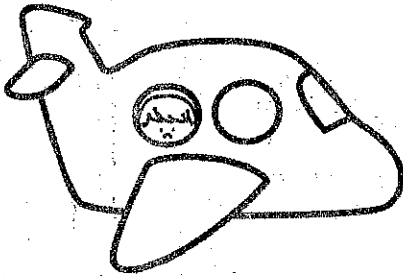




Name: _____

Picture Word Match

Directions: Look at the picture. Color the picture.
Color the word that matches the picture.



travel


cry

prize

drawer

trash

pride



drink


fry

tray

freckle

branch

free



cricket


pretzel

grab

trash

prince

grin



Name: _____

-sh digraphs

Touch and read each word:

dish

wish

fish


trash

wash

Find and highlight the words. Then read the story:

A Pet Fish

I wish I had a pet fish. My mom said if I take out the trash and wash my dish, I can get a pet fish! I hope I can get one soon!



Rewrite your favorite sentence:

Illustrate your favorite sentence:

Color a star each time
you read the story:



Name: _____



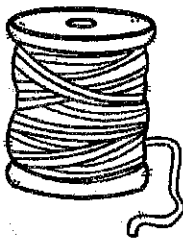






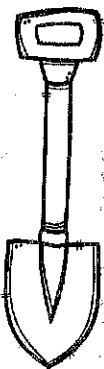
Color By Digraph



sh
digraphs




th
digraphs



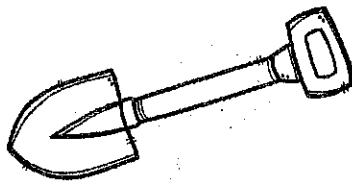
Name: _____

Circle The Digraph


Circle the digraph that matches the picture.



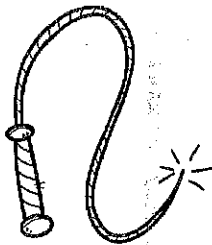
sh	wh	th	ch
----	----	----	----



wh	ch	sh	th
----	----	----	----




ch	wh	th	sh
----	----	----	----



wh	sh	th	ch
----	----	----	----




ch	wh	sh	th
----	----	----	----



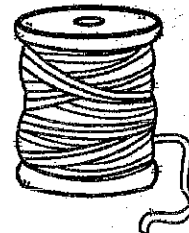
sh	ch	wh	th
----	----	----	----



th	ch	wh	sh
----	----	----	----



wh	th	ch	sh
----	----	----	----



wh	sh	th	ch
----	----	----	----

Name _____



Cut, sort and paste the pictures under the correct SUPER E heading.
Write the words on your own and color the pictures.

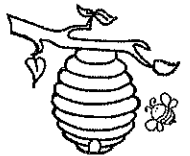
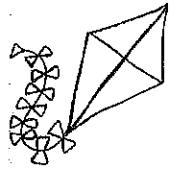

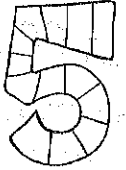
a_e

--	--	--	--

i_e

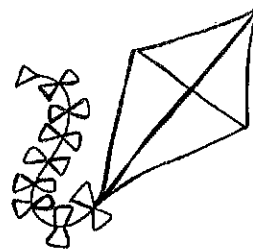

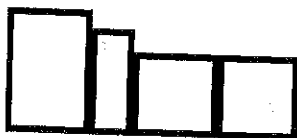
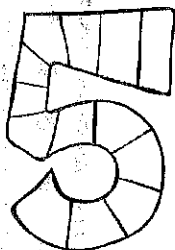
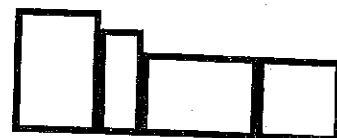


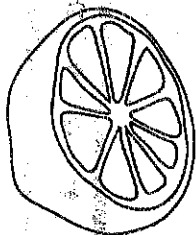
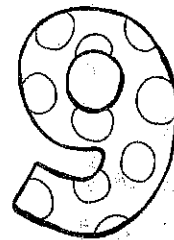
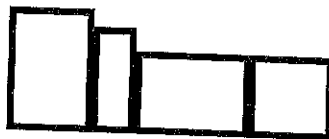


--	--	--	--

© Keeping My Kiddo Busy 2014 keepmykiddobusy.com



Name _____

SUPER E Words



Name _____

Missing SUPER E

Finish the sentence using the word bank.

dime


bike

bite


hive

prize

slide




At recess, I play on the _____.



Take a _____ of this apple.

I like to ride my _____.




That lollipop costs one _____.

I won first _____!




Bees live in a _____.



i _ e


Name _____

SUPER E Bubbles



rip

ripe



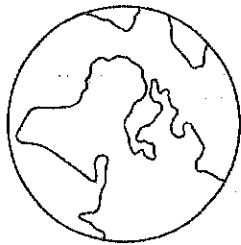
doze

dot




tube

tub



globe

glob



slid

slide



bake

bat



skate

sat



lip

line

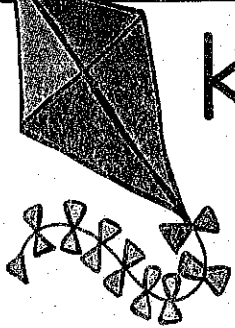




stop

stone

SUPER E

©Keeping My Kiddo Busy 2019 keepingmykiddobusy.com




kite




dime


bite





nine



drive




white




slide

MY i_e BOOK




SUPER




Name _____


MY i_e BOOK




SUPER




Name _____




We went on a





.






We went on a




.




Next, we rode



Next, we rode






We stopped to





.





We stopped to




.



We picked strawberries that
were juicy and .



We picked strawberries that
were juicy and .




Now, it is

--	--	--	--

to

go home and rest.



Now, it is

--	--	--	--

to

go home and rest.

Name _____

1

I Can Read **SUPER E** Stories

Read the story. Underline all of the **SUPER E** words and answer the questions.



© Keeping My Kiddo Busy 2014 keepingmykiddobusy.com

Duke is a mule.

He is cute and tame.

He came to the lake
to eat pine trees.

COMPREHENSION QUESTIONS

Duke is a _____

moose


mule

He is...


cute

cut

Name : _____



Read AND Find



I went to the beach.


I found a seashell.

I put it near the sandcastle.

Where did I go?


What did I find?

Can you find my seashell?



Name : _____

Reading Comprehension



It's summertime!


I am going to the park.

I am going to buy ice cream.

I like chocolate the best.



1. I am going _____.
 - a. to the mall
 - b. to the zoo
 - c. to the park
2. I am going to buy _____.
 - a. a toy
 - b. ice cream
 - c. fruits
3. I like _____ the best.
 - a. strawberry
 - b. vanilla
 - c. chocolate



Name : _____


Reading Comprehension

Read the sentences. Cut and paste the correct pictures into the columns.


Fishing

James went to the beach.
He brought his fishing pole.
He caught three fish.
He was very happy!


Where did James go?



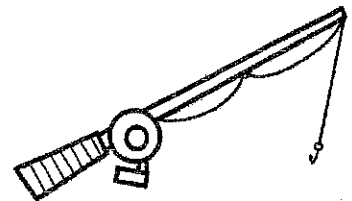

What did he bring?



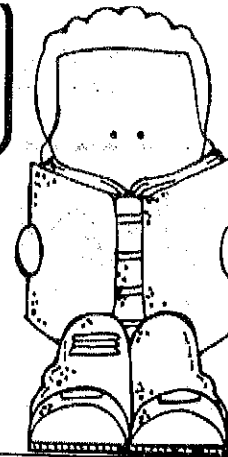
What did he catch?



©MissFaleer



Name : _____



Reading Comprehension

Cut and paste the picture pieces into the correct collumn.
Read the story and answer the questions below.

Paste

Paste

Paste

Paste

Where does she live?

Who is she waiting for?


©MissFaleena

She is a mermaid.

She is waiting for her friends.

She sits on the rock.

She lives in the ocean.




Name: _____

Fill in the -ar Words




Directions: Write the -ar words to complete the sentence.



bar



car



far



jar



tar

There is _____ on the road.

He is _____ from me.

She ate the _____.

He put it in the _____.

They went in the _____.

Name: _____


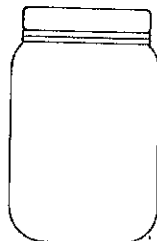


Read, Trace and Write -ar Words



Directions: Read, trace, and write the word. Match the picture.

Read	Trace	Write	Picture
far			
car			
jar			
bar			
tar			

©Creative in Print



Name: _____

-eal family


Touch and read each word:

deal real meal seal steal

Find and highlight the words. Then read the story:

A Wet Seal

I see the wet seal. Did he steal
that meal? He took all the fish!
That is a real big deal. Now
we will have a seal with
no meal!



What did the seal do?

Illustrate your favorite sentence:

A large, empty rectangular box with a black border, intended for a child to draw a picture related to their favorite sentence from the story.

Read the story 3 times.
Color a star every time
you read the story:



Name: _____

-ide family


Touch and read each word:

ride side glide slide wide

Find and highlight the words. Then read the story:

At the Park

I like to slide at the park. I can glide on the swings, too. On Sunday, we can ride the wide train to the other side of the park. It is fun!



What do the kids ride?

Illustrate your favorite sentence:

Read the story 3 times.

Color a star every time
you read the story:



Name: _____

ip family

Touch and read each word:

dip

rip

zip

sip

tip

Find and highlight the words. Then read the story:

Time to Swim

We can go for a dip. I will
zip my bag and have a sip.
The tip of the bag can
rip. I will zip it fast!



Rewrite your favorite sentence:

Illustrate your favorite sentence:

Read the story 3 times.
Color a star every time
you read the story:



Name: _____

-ake family


Touch and read each word:

bake cake make take wake

Find and highlight the words. Then read the story:

Birthday Cake

Wake up! It is time to make the cake. First, we will mix it. Then, we will bake it. Last, we will take it to Jim. He will like the cake!



What will they do first?

Illustrate your favorite sentence:

Read the story 3 times.

Color a star every time
you read the story:



Name: _____

at family

Touch and read each word:

cat sat mat hat rat

Find and highlight the words. Then read the story:


My Cat

Here is my cat. My cat sat
on a mat. My cat sat on a
hat. My cat sat on a rat!
My cat sat and sat.



Rewrite your favorite sentence:

Illustrate your favorite sentence:



Read the story 3 times.
Color a star every time
you read the story:



Name: _____

en family


Touch and read each word:

hen men ten pen Ben

Find and highlight the words. Then read the story:

Ben's Hen

Ben has a hen in the pen.
She begs to be fed when
she sees the men. The
ten men can pet the hen.



Rewrite your favorite sentence:

Illustrate your favorite sentence:

Read the story 3 times.

Color a star every time
you read the story:



Name: _____

Opinion Writing

Today is:

MONDAY

TUESDAY

WEDNESDAY

THURSDAY

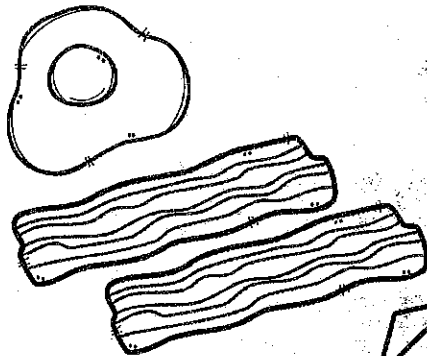
FRIDAY

SATURDAY

SUNDAY


Which food would you rather eat for breakfast?

bacon and eggs



or

cereal



I would rather eat _____

for breakfast than _____

because _____



I used capital letters.



I used spaces.



I used punctuation.

Name: _____

Daily Writing

Today is:

MONDAY

TUESDAY

WEDNESDAY

THURSDAY


FRIDAY

SATURDAY

SUNDAY

What is your favorite candy?

chocolate

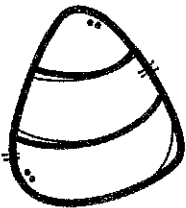


Draw a picture


cotton candy



candy corn



peppermint candy



My favorite candy is _____



I used capital letters.



I used spaces.



I used punctuation.

The best thing about Summer



A series of horizontal lines for writing, starting from the baseline and extending across the width of the page.

