

Character Head Characterization Rubric

Choose one character and characterize him or her using the template provided.

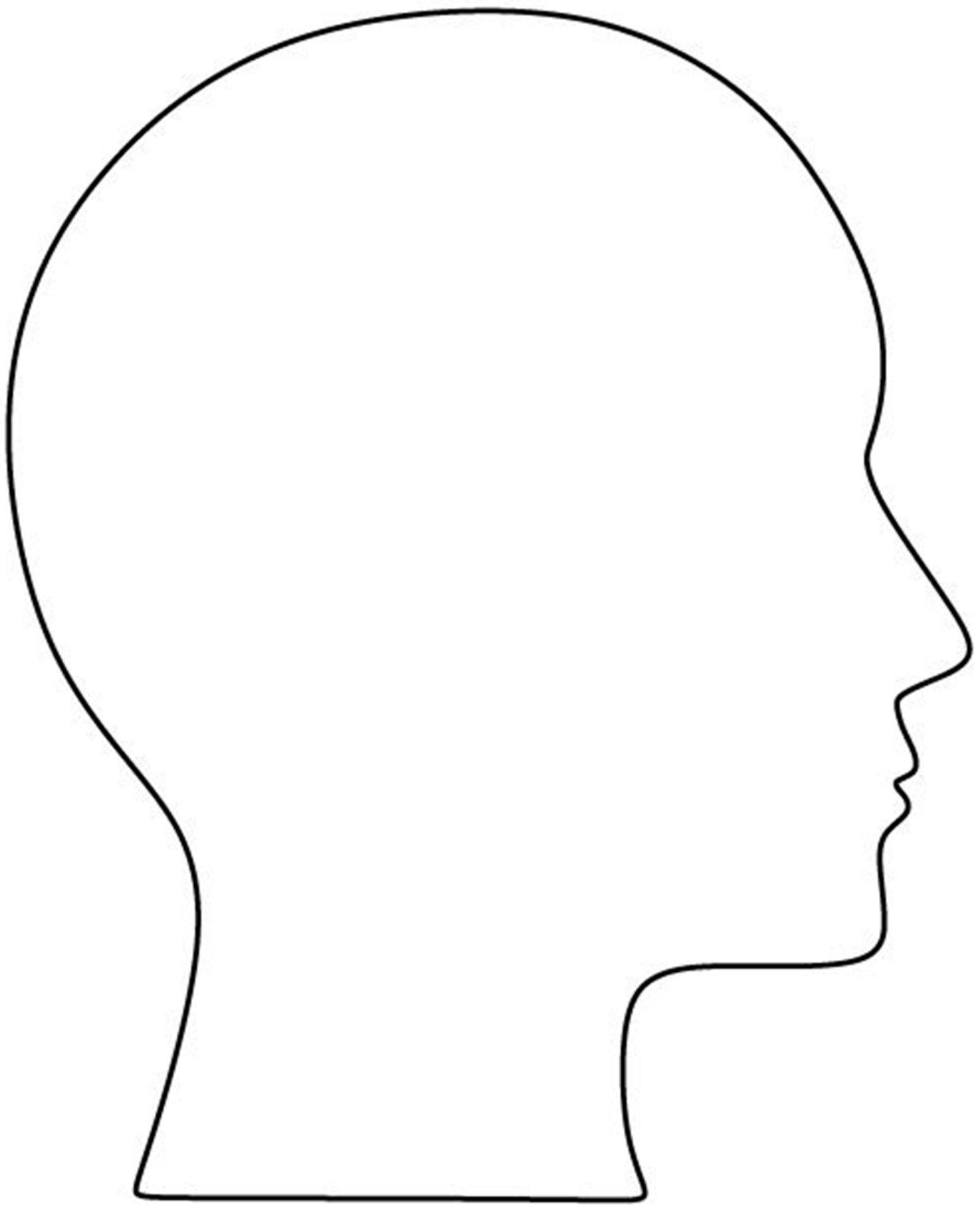
_____ POINTS AVAILABLE

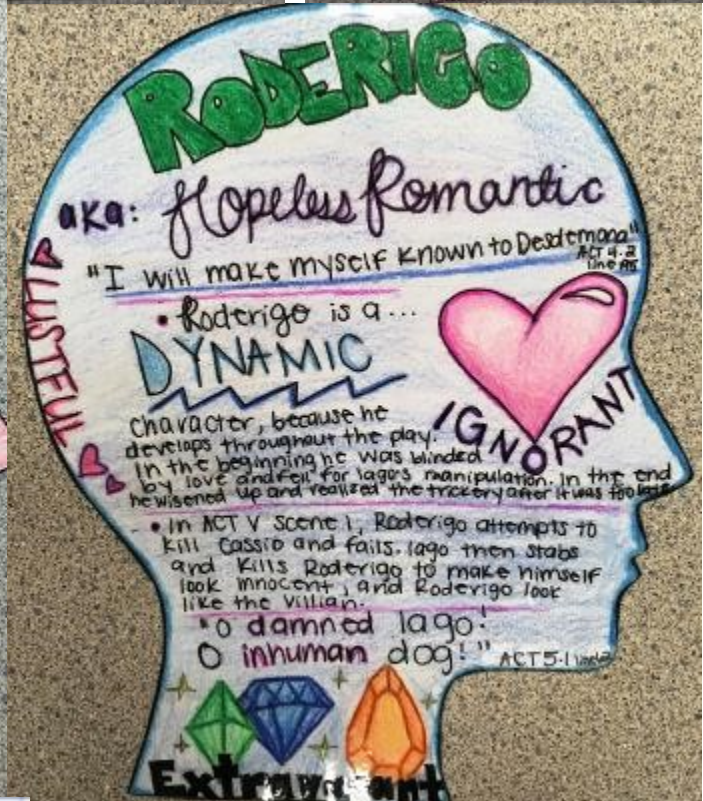

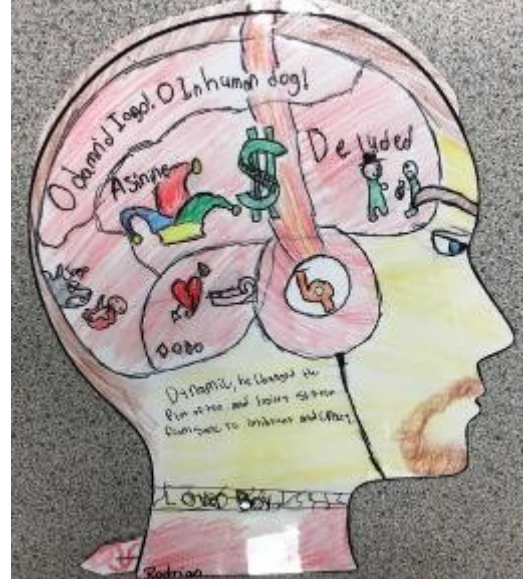
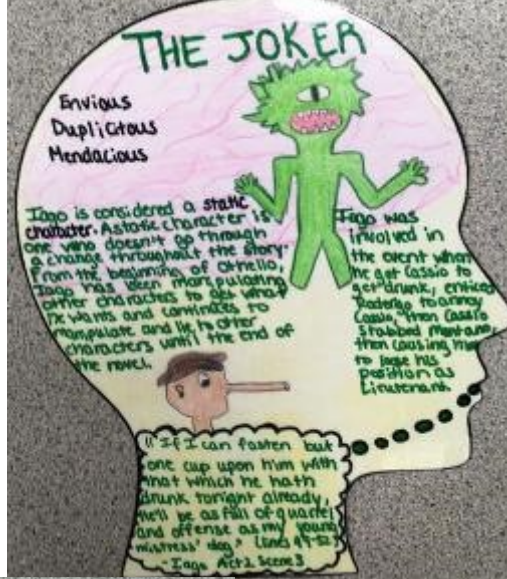
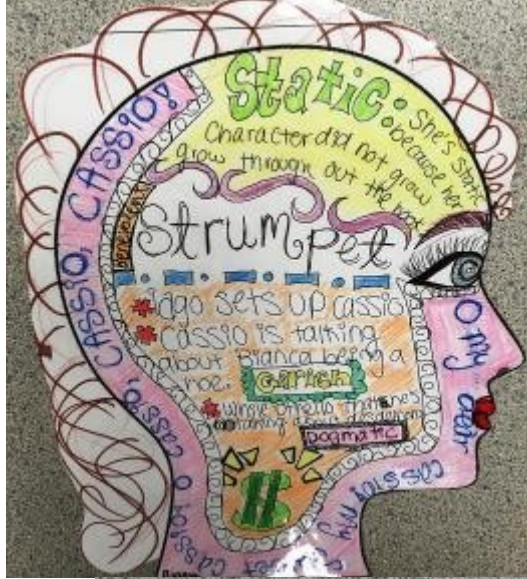
Be Creative!



- _____ Character's name in large font.
- _____ Include one significant character quote.
- _____ Include two images relevant to the character (concrete or abstract).
- _____ Include three adjectives to describe the character.
- _____ Include the character's nickname in the story or one you create.
- _____ Briefly describe a turn point event involving the character.
- _____ Identify the character as either dynamic or static with a brief explanation of why.
- _____ Include the title of the novel or story, author, and genre.
- _____ Use an attractive color scheme with virtually no white space.
- _____ All text is legible, dark, and attractive. Final text is not written in pencil.
- _____ Head is securely glued to reinforced backing. (construction paper, cardstock, or poster board)
- _____ Head and backing are cut and trimmed neatly.
- _____ Error free in grammar, mechanics, and spelling.
- _____ Name, date, and class period on the back of the final product.
- _____ Attention to detail, high quality of work, unfolded without creases and crumples.
- _____ Quality of work reflects knowledge and understanding of character.

_____ POINTS EARNED





Encourage students to either draw, print or cut and paste images and fonts to add variety to the project.

Vernessa Neu

*No nonsense
teaching products!*

vernessaneu@gmail.com